

# D15HD-BO-V1AS



## 1. Description:


D15HD-BO-V1AS is a simple DB15HDVGA connector breakout board. It brings all 15 pins of a DB15HD connector to screw terminal blocks or headers for easy testing, prototyping and breadboard connection. For breadboard connections, user can use the 10pin header on the bottom for a sideways connection.

## 2. Features:

- All 16 pins (including shield) of a DB15HD connector brought out to headers or screw terminal blocks
- Various connecting method chosen by users.
- 1.00"(25.4mm) X 1.60"(40.64mm) board dimensions
- 2X2.0mm mounting holes
- Optional 4-40UNC diameter 8.3mm long screws for stable mounting to the 4-40UNC nuts

## 3. Parts:

- 1pc X D15HD-BO-V1AS PCB
- 1pc X D15HD-Female Connector (for D15HD-F-BO-V1AS only)
- 1pc X D15HD-Male Connector (for D15HD-M-BO-V1AS only)
- 2pc X 8pin 0.1"(2.54mm) spacing terminal block
- 1pc X 16pin 0.1"(2.54mm) header
- 2pcs X 4-40UNC diameter 8.3mm long screws



D15HD-F-BO-V1AS    D15HD-M-BO-V1AS




Figure 1: Parts inside the kit




Figure 2: Various connection chosen by users.




Figure 3: Attaching the D15HD-BO-V1AS on a breadboard




Figure 4: Solid mounting the D15HD-BO-V1AS on a prototype breadboard






Figure 5: Solid Male to Female connection with the 4-40UNC diameter 8.3mm long screws

## Related products from eLabGuy:



**D15HD-F-BO-V1A**    **D15HD-M-BO-V1A**



D15HD-BO-V1A can firmly mount on a breadboard

